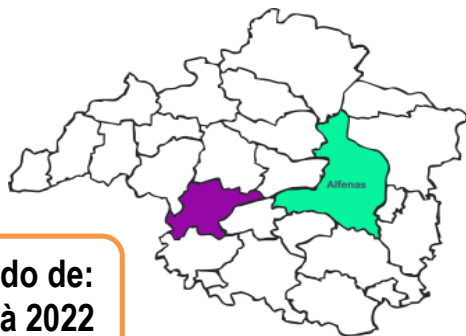


CABO VERDE - MG



14.074 habitantes

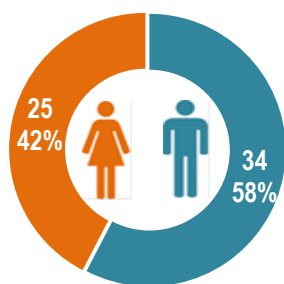


4 consultas



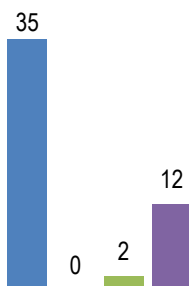
59 tratamentos

Período de: 2020 à 2022



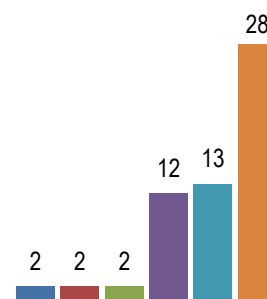
Raça

- branca
- preta
- amarela
- parda



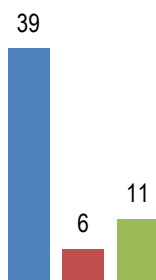
Faixa etária

- 0 a 24
- 25 a 34
- 35 a 44
- 45 a 54
- 55 a 65
- >65



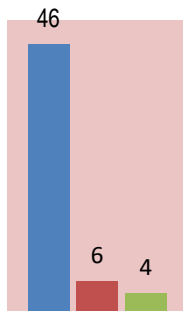
Tabagismo

- Nunca
- Ex-consumidor
- Sim



Etilismo

- Nunca
- Ex-consumidor
- Sim



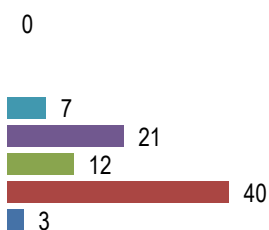
Tratamentos

19 2020, 14 2021, 26 2022

0 0

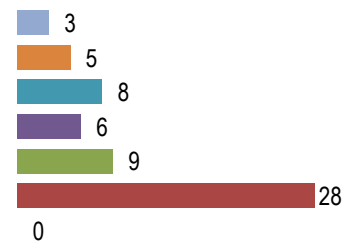
Primeiro tratamento recebido

- sem informacao
- outras
- imunoterapia
- transplante medula
- hormonioterapia
- quimioterapia
- radioterapia
- cirurgia
- nenhum



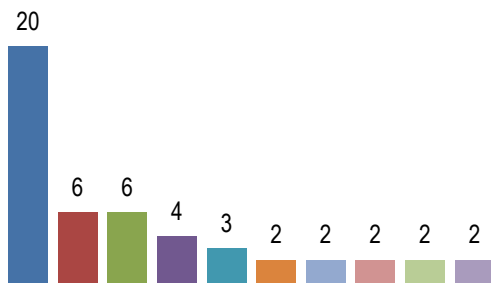
Estadiamento

- Sem Informação
- Não Estadiáveis
- IV
- III
- II
- I
- 0



10 Mais tratados

- Pele, SOE (ex)
- Próstata
- Mama, SOE (ex)
- Cólon, SOE
- Pulmão, SOE
- Pâncreas, SOE
- Reto, SOE
- Colo do útero
- Encéfalo, SOE
- Sangue



Óbitos

7 2020, 4 2021, 7 2022

0 0